














AGC of America Stimulus Survey: Results for Construction Companies with Stimulus Funded Work

1. Have you begun work on the stimulus-funded project?			Response Percent	Response Count
YES			65.5%	129
NO			34.5%	68
<i>answered question</i>				197

2. Will the stimulus-funded project last for...			Response Percent	Response Count
Less than one year			67.2%	129
One to two years			29.2%	56
Three years or longer			3.6%	7
<i>answered question</i>				192



3. How will the project affect your business for this year and next year?			Response Percent	Response Count
It will help improve our bottom line			61.6%	117
It will have no appreciable effect			34.7%	66
It will hurt our bottom line			3.7%	7
<i>answered question</i>				190

4. How many of your employees will work in one capacity or another on the stimulus-funded projects?			Response Percent	Response Count
1-10			38.9%	74
11-20			26.3%	50
20-50			22.6%	43
50 and up			12.1%	23
			<i>answered question</i>	190



5. What percentage of your workforce will work in one capacity or another on the stimulus-funded project?			Response Percent	Response Count
0-25 percent			64.9%	124
26-50 percent			17.8%	34
51-75 percent			7.9%	15
76-100 percent			9.4%	18
			<i>answered question</i>	191

6. Have you hired new or rehired previously laid-off employees because of the stimulus-funded work?			Response Percent	Response Count
YES			31.1%	60
NO			68.9%	133
			<i>answered question</i>	193

7. If yes, what percentage of your work force do the new hires represent?		Response Count
14.9%		
		<i>answered question</i>
		62




8. Have you retained/saved jobs because of the stimulus-funded project?			Response Percent	Response Count
YES			59.6%	112
NO			40.4%	76
<i>answered question</i>				188

9. If yes, what percentage of your work force do the saved jobs represent?		Response Count
	16.7%	103
<i>answered question</i>		103



10. Do you plan to hire or rehire employees sometime this year or next year because of stimulus-funded work?			Response Percent	Response Count
YES			35.5%	65
NO			64.5%	118
<i>answered question</i>				183



11. If yes, what percentage of your work force do you intent to hire/rehire because of the stimulus-funded project?		Response Count
	13.9%	60
<i>answered question</i>		60

12. Do you plan to or have you already purchased new equipment or supplies within the next two years because of the stimulus-funded work you have won?			Response Percent	Response Count
YES			35.6%	68
NO			64.4%	123
<i>answered question</i>				191



13. If yes, what is the estimated dollar value of those purchases?			Response Percent	Response Count
Under \$500,000			58.1%	43
Between \$500,001 and \$1 million			28.4%	21
Over \$1 million			13.5%	10
			<i>answered question</i>	74




AGC of America Stimulus Survey: Results for Construction Firms that Don't Plan to Do Stimulus Funded Work

1. What is preventing your company from doing stimulus-funded work? (Select all that apply)			Response Percent	Response Count
The margins are too narrow			11.2%	37
My company doesn't do the kind of work available			50.0%	165
There are no/too few local stimulus-funded projects			46.1%	152
The reporting requirements and red tap are too onerous			17.6%	58
We have enough work without the stimulus?			4.8%	16
Other - please write in comment section			11.8%	39
			<i>answered question</i>	330



2. Do you plan to hire new or rehire previous employees this year or next?			
		Response Percent	Response Count
YES		32.6%	108
NO		67.4%	223
<i>answered question</i>			331

3. If yes, what percentage of your work force would the new hires represent?		
	18.6%	Response Count
		99
<i>answered question</i>		99

4. Do you plan to purchase new equipment or supplies within the next two years?			
		Response Percent	Response Count
YES		42.9%	141
NO		57.1%	188
<i>answered question</i>			329




5. If yes, what is the estimated dollar value of those purchases?			
		Response Percent	Response Count
Under \$500,000		81.9%	118
Between \$500,001 and \$1 million		9.7%	14
Over \$1 million		8.3%	12
<i>answered question</i>			144

6. Are you okay with sharing your story with the media?


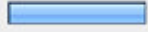


		Response Percent	Response Count
YES		42.9%	140
NO		57.1%	186
<i>answered question</i>			326

AGC of America Stimulus Survey: Results for Companies that Hope to Win Stimulus Funded Work





1. If you were to win stimulus-funded contracts, how will those contracts affect your business for the next two years?

		Response Percent	Response Count
It/they would help improve our bottom line		86.7%	325
It will have no appreciable effect		12.3%	46
It will hurt our bottom line		1.1%	4
<i>answered question</i>			375

2. How many of your employees do you estimate would work in one capacity or another on stimulus-funded projects you are hoping to win?

		Response Percent	Response Count
1-10		42.9%	161
11-20		27.5%	103
20-50		20.0%	75
50 and up		9.6%	36
<i>answered question</i>			375

3. What percentage of your work force do you estimate would work in one capacity or another on stimulus-funded projects you are hoping to win?

		Response Percent	Response Count
0-25 percent		55.3%	207
26-50 percent		22.7%	85
51-75 percent		13.1%	49
76-100 percent		8.8%	33
<i>answered question</i>			374



4. Would you hire new or rehire previously laid-off employees if you were to win new/additional stimulus-funded work?

		Response Percent	Response Count
YES		69.6%	256
NO		30.4%	112
<i>answered question</i>			368

5. If yes, what percentage of your work force would the new hires represent?

	Response Count
18.8%	235
<i>answered question</i>	235

6. Would you retain/save jobs if you were to win new/additional stimulus-funded work?




	Response Percent	Response Count
YES		87.2%
NO		12.8%
<i>answered question</i>		375

7. If yes, what percentage of your work force would the planned saved jobs represent?

	Response Count
23.8%	287
<i>answered question</i>	287

8. Would you purchase new equipment or supplies within the next two years if you were to win stimulus-funded work?

	Response Percent	Response Count
YES		64.6%
NO		35.4%
<i>answered question</i>		367

9. If yes, what is the estimated dollar value of those purchases?			Response Percent	Response Count
Under \$500,000			77.2%	190
Between \$500,001 and \$1 million			13.8%	34
Over \$1 million			8.9%	22
			<i>answered question</i>	246